

EFL302X5, 352X5, 382X5

Electric Counterbalance Forklift Truck 3000-3800kg



- Modular battery design for flexible battery capacity adjustment
- One standard battery module allows for individual use and pairwise combination
- Lithium technology with opportunity charging and zero maintenance
- High travelling and lifting speed and strong gradeability for maximum efficiency
- 150mm ground clearance and big tyres to work on all surfaces
- Improved key components: mast, lights, seat, display and controls



Manufacturer			EP	EP	EP
Model designation			EFL302X5	EFL352X5	EFL382X5
Drive			Electric	Electric	Electric
Load capacity	Q	kg	3000	3500	3800
Load center distance	c	mm	500	500	500
Service weight		kg	4820	5020	5350
Retracted mast height	h1	mm	2070	2070	2160
Lift height	h3	mm	3000	3000	3000
Height, mast extended	h4	mm	4130	4130	4095
Length to face of forks	l2	mm	2706	2740	2775
Overall width	b1/b2	mm	1230	1230	1250
Fork dimensions	s×e×l	mm	45×122×1070	50×122×1070	50×122×1070
Turning radius	Wa	mm	2458	2484	2516
Travel speed, laden/unladen		km/h	16/17	16/17	15/16
Lifting speed, laden/unladen		m/s	0.45/0.55	0.36/0.55	0.43/0.52
Lowering speed, laden/unladen		m/s	0.5/0.44	0.54/0.44	0.5/0.4
Max. gradeability, laden/unladen		%	20/25	18/25	16/20
Drive motor rating S2 60 min		kW	16	16	16
Battery voltage/nominal capacity		V/Ah	80V280AH	80V280AH	80V280AH

Modular Li-ion battery design for maximum flexibility

The X5 series features a modular Li-ion battery design and offers one standard lithium battery module of 280Ah. The truck can accommodate up to two battery modules and through pairwise combination, you can get one more battery capacity 560Ah. This allows for flexibly adjusting battery capacities to meet different application requirements from light to heavy duties.



Optimize stock management

Modular battery design enables offering medium to high battery capacities in one truck to fit various endurance demands. This helps dealers reduce fixed assets, manage stockpile effectively and respond quickly to different users needs by simply installing the second battery module.




Longer endurance in peak season

The user needs in terms of daily usage of the truck may change over the years or there may be a peak during harvesting or on a specific season. The modular battery system makes it easy to retrofit an additional battery, providing additional sales or short-term rental opportunities.



Ensure uninterrupted operation

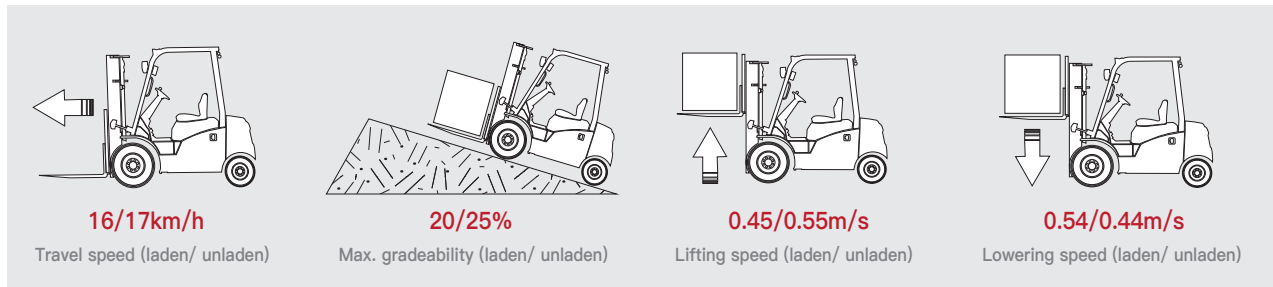
Double batteries mean double guarantee. When one battery is down, another one can seamlessly power the X5 truck, minimizing downtime risks associated with battery and ensuring continuous, smooth handling operation.



FEATURE

High performance for productivity boost

The X5 series demonstrates high performance comparable to EFL303S to enhance goods turnover efficiency.



Lithium technology with opportunity charging

The X5 series is designed around the advantages of lithium technology and meets the requirements of sustainable development. It supports opportunity charging and zero maintenance to minimize downtime.



Higher ground clearance for all terrain challenges

The X5 series provides higher ground clearance of 150mm and big tyres, protecting the forklift from getting stuck on ramps, potholes and mud. It's a workhorse to handle loads on all terrains.



Improved components for easy, safe and comfortable operation

The X5 series is equipped with improved components such as the new triplex mast with high visibility, the new seat with armrest, the new LED front lights, the wider brake pedal and the large LED display.

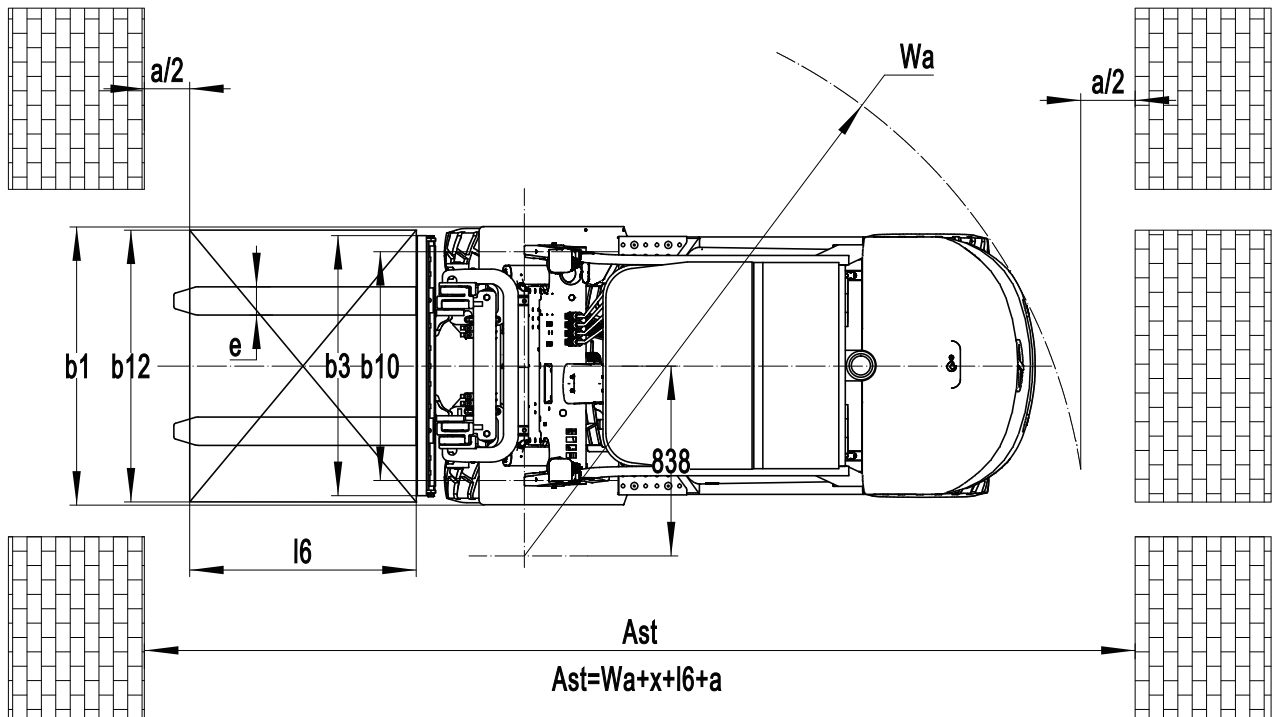
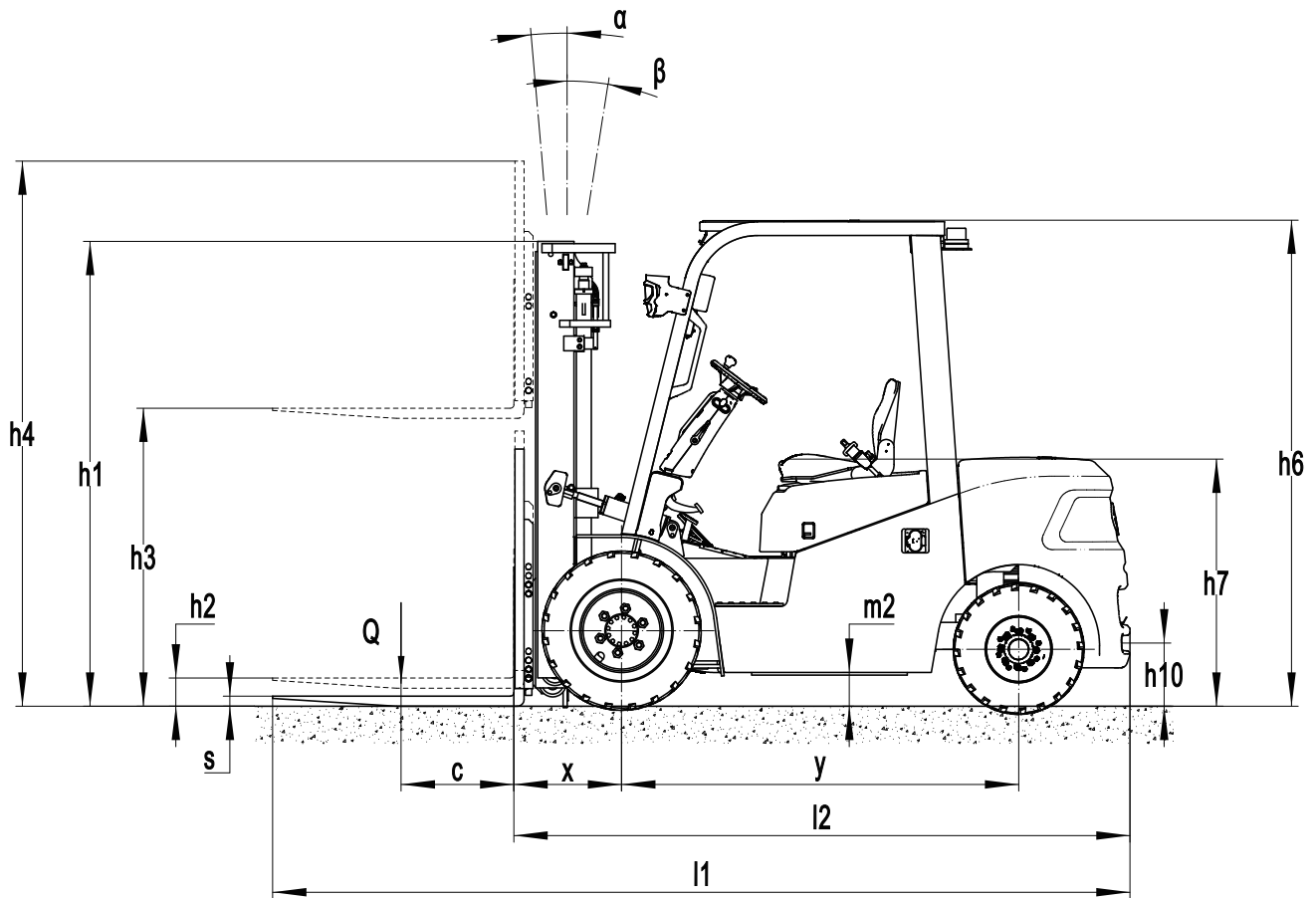


Electric Counterbalance Forklift Truck 3000-3800kg

EFL302X5,352X5,382X5

Distinguishing mark	1.1	Manufacturer			EP	EP	EP
	1.2	Model designation			EFL302X5	EFL352X5	EFL382X5
	1.3	Drive			Electric	Electric	Electric
	1.4	Operator type			Seated	Seated	Seated
	1.5	Load capacity	Q	kg	3000	3500	3800
	1.6	Load center distance	c	mm	500	500	500
	1.8	Load distance, centre of drive axle to fork	x	mm	481	486	486
	1.9	Wheelbase	y	mm	1760	1760	1760
	Service weight	2.1	Service weight			4820	5020
2.2		Axle loading, laden front/rear			6510/1310	7290/1230	7910/1240
2.3		Axle loading, unladen front/rear			1835/2985	1810/3210	1950/3400
Tyres/chassis	3.1	Tyre type			Pneumatic	Pneumatic	Solid rubber
	3.2	Tyre size, front			28X9-15-14PR	28X9-15-14PR	250-15
	3.3	Tyre size, rear			6.50-10-10PR	6.50-10-10PR	6.50-10
	3.5	Wheels, number front/rear (x=drive wheels)		mm	2x/ 2	2x/ 2	2x/ 2
	3.6	Tread width, front	b ₁₀	mm	1010	1010	1010
	3.7	Tread width, rear	b ₁₁	mm	980	980	980
	Dimensions	4.1	Tilt of mast/fork carriage forward/backward	α/β	°	6/ 10	6/ 10
4.2		Retracted mast height	h ₁	mm	2070	2070	2160
4.3		Free lift	h ₂	mm	130	130	120
4.4		Lift height	h ₃	mm	3000	3000	3000
4.5		Height, mast extended	h ₄	mm	4130	4130	4095
4.7		Height of overhead guard (cabin)	h ₅	mm	2160	2160	2160
4.8		Seat height/standing height	h ₇	mm	1095	1095	1095
4.12		Tow coupling height	h ₁₀	mm	280	280	280
4.19		Overall length	l ₁	mm	3776	3810	3845
4.20		Length to face of forks	l ₂	mm	2706	2740	2775
4.21		Overall width	b ₁ /b ₂	mm	1230	1230	1250
4.22		Fork dimensions	s×e×l	mm	45×122×1070	50×122×1070	50×122×1070
4.23		A,B Fork carriage class/type A, B			3A	3A	3A
4.24		Fork carriage width	b ₃	mm	1100	1100	1100
4.31		Ground clearance, laden, below mast	m ₁	mm	120	120	120
4.32		Ground clearance, center of wheelbase	m ₂	mm	150	150	150
4.34.1		Aisle width for pallets 1000×1200 crossways	A _{st}	mm	4139	4170	4202
4.34.2	Aisle width for pallets 800×1200 lengthways	A _{st}	mm	4339	4370	4422	
4.35	Turning radius	W _a	mm	2458	2484	2516	
Performance data	5.1	Travel speed, laden/unladen		km/h	16/17	16/17	15/16
	5.2	Lifting speed, laden/unladen		m/s	0.45/0.55	0.36/0.55	0.43/0.52
	5.3	Lowering speed, laden/unladen		m/s	0.5/0.44	0.54/0.44	0.5/0.4
	5.8	Max. gradeability, laden/unladen		%	20/25	18/25	16/20
	5.10	Service brake			Hydraulic	Hydraulic	Hydraulic
	5.11	Parking brake			Mechanical	Mechanical	Mechanical
Electric engine	6.1	Drive motor rating S2 60 min		kW	16	16	16
	6.2	Lift motor rating at S3 15%		kW	24	24	24
	6.4	Battery voltage/nominal capacity		V/Ah	80V280AH	80V280AH	80V280AH
Drive/lift mechanism	8.1	Type of drive control			AC	AC	AC
	10.5	Steering design			Hydraulic	Hydraulic	Hydraulic
Additional data	10.7	Sound pressure level at the driver's ear		dB(A)	< 74	< 74	< 74

If there are improvements of technical parameters or configurations, no further notice will be given.
The diagram shown may contain non-standard configurations.



Mast Option

EFL302X5,352X5

Mast types	Lift height (h3)	Height, Mast			Height, Free lift(h2)	
		Height, mast lowered(h1)	Height, mast extended(h4)		No shelving	With shelving
	No shelving		With shelving	mm		
	mm	mm	mm	mm	mm	mm
2-Standard Mast	2700	1910	3425	3830	130	130
	3000	2070	3725	4130	130	130
	3300	2210	4025	4430	130	130
	3500	2310	4225	4630	130	130
	3600	2360	4325	4730	130	130
	4000	2610	4725	5130	130	130
	4300	2760	5025	5430	130	130
	4500	2860	5225	5630	130	130
2-Free Mast	3000	2040	3770	4175	1350	945
	3300	2190	4070	4475	1500	1095
	3600	2340	4370	4775	1650	1245
3-Free Mast	4300	2080	5030	5435	1390	985
	4500	2160	5270	5675	1470	1065
	4800	2265	5530	5935	1575	1170
	5000	2350	5720	6125	1660	1255
	5500	2600	6220	6625	1910	1505
	6000	2850	6720	7125	2160	1755

EFL382X5

Mast types	Lift height (h3)	Height, Mast			Height, Free lift(h2)	
		Height, mast lowered(h1)	Height, mast extended(h4)		No shelving	With shelving
	No shelving		With shelving	mm		
	mm	mm	mm	mm	mm	mm
2-Standard Mast	3000	2160	3630	4095	120	120
	3300	2310	3930	4395	120	120
	3500	2410	4130	4595	120	120
	3600	2460	4230	4695	120	120
	3700	2510	4330	4795	120	120
	4000	2710	4630	5095	120	120
	4300	2860	4930	5395	120	120
	4500	2960	5130	5595	120	120

Option:

Optional items	EFL302X5	EFL352X5	EFL382X5
Fork dimension	<ul style="list-style-type: none"> ●122*45*1070○122*45*1150 ○122*45*1220○122*45*1370 ○122*45*1520○122*45*1600 ○122*45*1700○122*45*1820 ○122*45*2000○122*45*2200 ○122*45*2400 	<ul style="list-style-type: none"> ●122*50*1070○122*50*1150 ○122*50*1220○122*50*1370 ○122*50*1520○122*50*1600 ○122*50*1700○122*50*1820 ○122*50*2000○122*50*2200 ○122*50*2420 	<ul style="list-style-type: none"> ●122*50*1070○122*50*1150 ○122*50*1220○122*50*1370 ○122*50*1520○122*50*1600 ○122*50*1700○122*50*1820 ○122*50*2000○122*50*2200 ○122*50*2420
Front wheel material	<ul style="list-style-type: none"> ○Pneumatic○Normal solid ○Traceless solid 	<ul style="list-style-type: none"> ○Pneumatic○Normal solid ○Traceless solid 	<ul style="list-style-type: none"> ○Normal solid ○Traceless solid
Rear wheel material	<ul style="list-style-type: none"> ○Pneumatic○Normal solid ○Traceless solid 	<ul style="list-style-type: none"> ○Pneumatic○Normal solid ○Traceless solid 	<ul style="list-style-type: none"> ○Normal solid ○Traceless solid
Battery capacity	●80V280AH○80V280AH*2	●80V280AH○80V280AH*2	●80V280AH○80V280AH*2
Charger	○80V60A External○80V100A External ○80V150A External○80V200A External	○80V60A External○80V100A External ○80V150A External○80V200A External	○80V60A External○80V100A External ○80V150A External○80V200A External
Battery display indicator (BDI)	●With hourmeter (Bluetooth) without PSE	●With hourmeter (Bluetooth) without PSE	●With time (Bluetooth) without PSE
Seat type	<ul style="list-style-type: none"> ○Comfortable + safety belt switch ○Seat with armrest with safety belt swich 	<ul style="list-style-type: none"> ○Comfortable + safety belt switch ○Seat with armrest with safety belt swich 	<ul style="list-style-type: none"> ○Comfortable + safety belt switch ○Seat with armrest with safety belt swich
Attachments	<ul style="list-style-type: none"> ○Built-in sideshifter○External shifter ○Fork positioner with sideshift 	<ul style="list-style-type: none"> ○Built-in sideshifter○External shifter ○Fork positioner with sideshift 	<ul style="list-style-type: none"> ○Built-in sideshifter○External shifter ○Fork positioner with sideshift
clamp interlock	●No	●No	●No
Traction pin	●Yes and not customized	●Yes and not customized	●Yes and not customized
Anti-static chain	●Yes and not customized	●Yes and not customized	●Yes and not customized
Front lamp	●LED	●LED	●LED
Rear lamp	●No○LED	●No○LED	●No○LED
Warning lamp	●Yes and not customized	●Yes and not customized	●Yes and not customized
Turn signal light	●LED	●LED	●LED
Blue lamp	●No○Rear○Front and rear	●No○Rear○Front and rear	●No○Rear○Front and rear
Area warning lamp	●No○Both side○Both side and rear	●No○Both side○Both side and rear	●No○Both side○Both side and rear
Rearview mirror	<ul style="list-style-type: none"> ●One on the front○Two on sides ○Two on sides and one on the front 	<ul style="list-style-type: none"> ●One on the front○Two on sides ○Two on sides and one on the front 	<ul style="list-style-type: none"> ●One on the front○Two on sides ○Two on sides and one on the front
Buzzer	●Yes and not customized	●Yes and not customized	●Yes and not customized
OPS system	●Yes and not customized	●Yes and not customized	●Yes and not customized
USB interface	●Yes and not customized	●Yes and not customized	●Yes and not customized
Telematics	●Yes and not customized○No	●Yes and not customized○No	●Yes and not customized○No
Heating system during lithium battery charging	●No○Yes and not customized	●No○Yes and not customized	●No○Yes and not customized
Operator identification device	●No○Swipe card device	●No○Swipe card device	●No○Swipe card device
Lifting electronic limit	●No○Yes and not customized	●No○Yes and not customized	●No○Yes and not customized
Hydraulic control	●Mechanical lever	●Mechanical lever	●Mechanical lever
Rear armrest horn	●Yes and not customized	●Yes and not customized	●Yes and not customized
Cabin	●No	●No	●No
Overhead guard	●With stalinite○No	●With stalinite○No	●With stalinite○No
Note:	●Standard ○ Optional - Inconformity		